

Lesson 1.1 Worksheet

Name: _____

Write in words what each of the following symbols means:

1.) Q

2.) \overline{MN}

3.) \overrightarrow{ST}

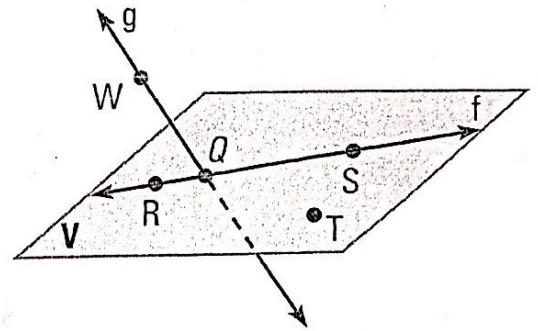
4.) \overleftrightarrow{FG}

In exercises 5-8 please use the figure to the right.

5.) Give two other names for \overleftrightarrow{WQ} .

6.) Give another name for plane V.

7.) Name three points that are collinear. Then name a fourth point that is *not* collinear with these three points.



8.) Name a point that is *not* coplanar with R, S, and T.

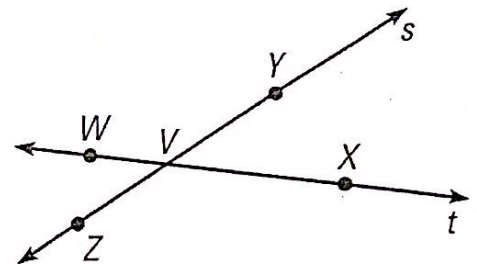
In exercises 9-11 please use the figure to the right.

9.) What is another name for \overleftrightarrow{ZY} ?

10.) Name all rays with endpoint V.

11.) Name a pair of opposite rays.

12.) Give another name for \overleftrightarrow{WV} .

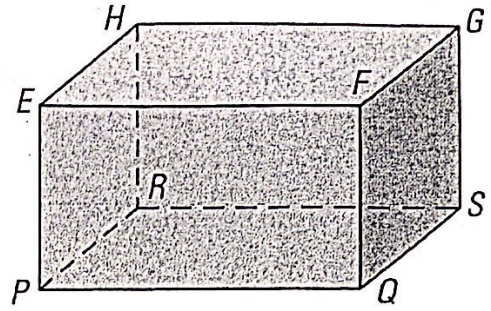


Sketch the figure described below.

13.) Three lines that intersect at one point.

14.) One line in a plane, and one line that does not lie in that plane.

In exercises 15-17, use the figure to the right.



15.) Name the intersection of plane EFG and plane FGS.

16.) Are points P, Q, and F collinear? Are they coplanar?

17.) Name the three planes that intersect at point E.

Sketch the figure described below.

18.) Draw three noncollinear points J , K , and L . Sketch \overline{JK} and add a point M on \overline{JK} . Then sketch \overline{ML}

19.) Draw two points P and Q . Then sketch \overrightarrow{PQ} . Add a point R on the ray so that Q is between P and R .